

Texas Education Agency

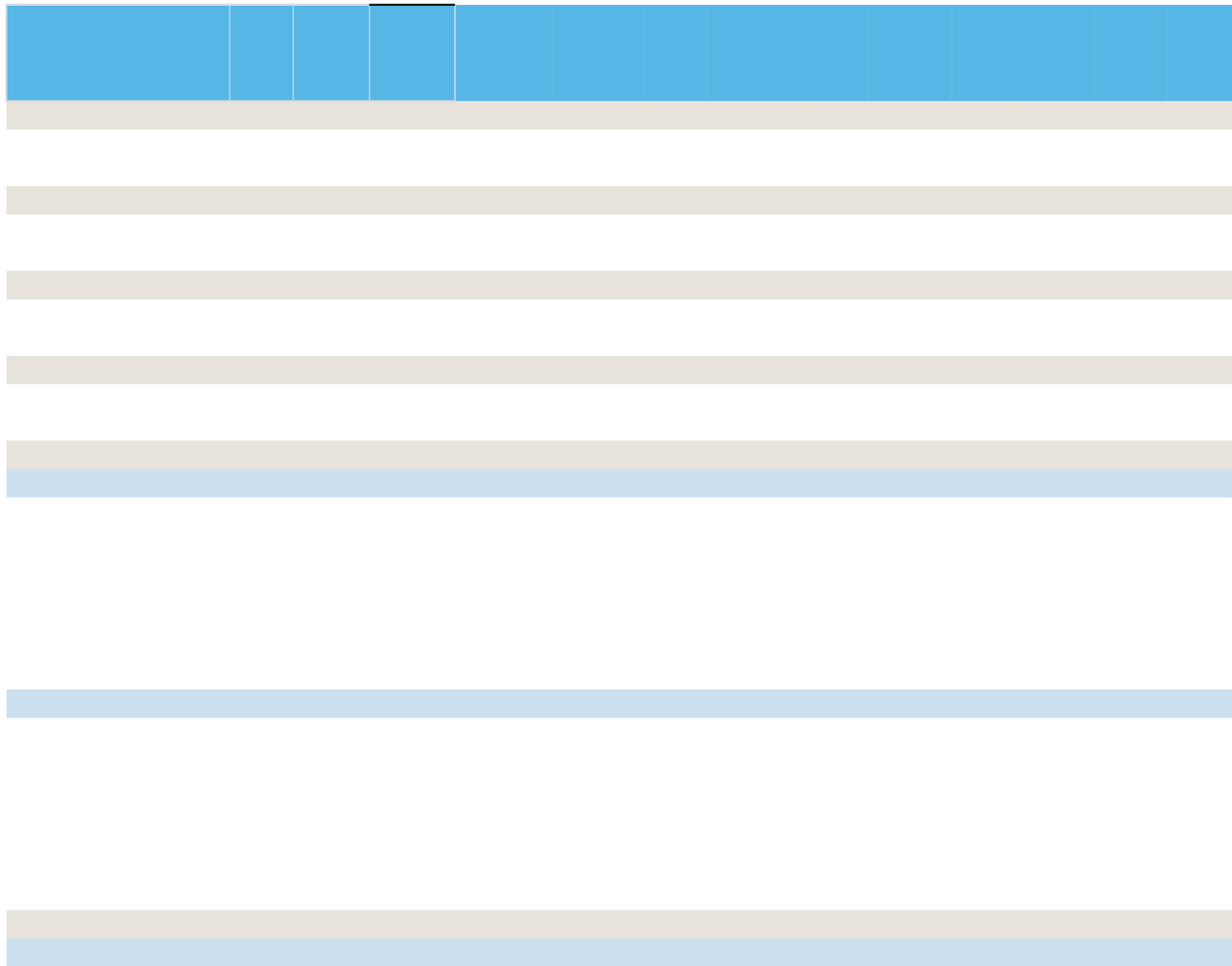
Due to the cancellation of spring 2020 STAAR, 2021 and 2019 STAAR data are shown.







Texas Education Agency





Texas Education Agency

Total Graduates	-	-	1,595,360,220	
African American	-	-	305,447,29	
Hispanic	-	-	465,184,060	
White	-	-	558,105,215	
American Indian	-	-	6,1,226	
Asian	-	-	150,17,126	
Pacific Islander				



Texas Education Agency



Texas Education Agency

Kindergarten	1.3%	3.6%	1.4%	0.0%	7.9%	4.8%
Grade 1	0.0%	1.6%	1.9%	0.0%	4.1%	3.2%
Grade 2	0.0%	1.3%	1.0%	0.0%	1.9%	1.4%
Grade 3	0.0%	0.5%	0.5%	0.0%	0.0%	0.6%
Grade 4	0.0%	0.3%	0.3%	0.0%	0.0%	0.4%
Grade 5	0.0%	0.5%	0.2%	6.7%	0.4%	0.3%
Grade 6	0.0%	0.3%	0.2%	0.0%	0.0%	0.3%
Grade 7	-	0.2%	0.3%	-	0.5%	0.3%
Grade 8	-	0.8%	0.2%	-	1.1%	0.4%
Grade 9	-	1.2%	4.7%	-	3.2%	7.8%

Class Size Averages by Grade and Subject
(Derived from teacher responsibility records):

Kindergarten	17.8	19.5	17.7
Grade 1	23.0	20.2	18.0
Grade 2	19.1	20.2	18.0
Grade 3	20.9	20.6	18.2
Grade 4	21.7	18.2	18.3
Grade 5	20.1	19.8	19.8
Grade 6	24.4	23.5	19.4
English/Language Arts	-	17.6	15.7
Foreign Languages	-	19.3	17.8
Mathematics	-	20.4	16.9
Science	-	20.6	17.9
Social Studies	-	22.1	18.3

Texas Education Agency

Texas Education Agency

